

URBN INC. US OWNBRAND:

Fabric and Apparel Testing Manual

IMPORTANT – PLEASE READ, PRINT AND SEND BACK A SIGNED COPY TO:

MILLS – Jatkinson@Urbn.com

VENDORS – Kwilkins@urbn.com

Or mail to:

URBN | Building 543 | 5000 South Broad Street | Philadelphia | PA19112 | USA

<ENTER> Supplier or /Mill Company Name

<ENTER> Contact Person Name:

I represent and agree that I read and fully understand the processes and regulations outlined in this document as required by URBN. On behalf of the <ENTER supplier or mill company name>, I agree that the Supplier/Mill will follow these processes and regulations, and that the Supplier/Mill will be responsible for any damages, including lost sales, related to the Supplier/Mill's failure to comply with any of these requirements.

Signed:

Date:

Contents

<u>Section</u>	<u>Subject</u>
Section 1	Care Symbols
Section 2	Care Labels
Section 3	Fabric Manual and Testing Requirements
Section 4	Garment Testing Requirements and Assessment Criteria
Section 5	Regulatory Requirements
FAQs	URBN Fabric and Apparel Testing Frequently Asked Questions
APPENDIX A	CARE INSTRUCTIONS AND SYMBOLS

Section 1

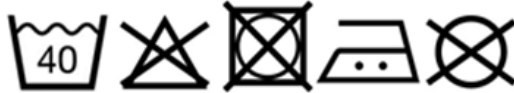
Care Symbols

Care Symbols

ISO 3758 Standard

All 5 symbols must display on the care label and in the following order: washing, bleaching, drying, ironing and professional care. Please see Regulatory Requirements for more information.

http://www.urbnvendor.com/private_docs/URBN-Regulatory-Guidelines-10.28.2021.pdf, Page 23.



Section 2

Care Labels

Labelling

Care labels will be approved by the technical design department along with TOP garment approvals.

Care Labels:

- Care label wording and required translations are available in the General Labelling Requirements section of the [URBN Regulatory Guidelines](#).
- Garments with removable liners should have two care labels. One per item.
- Care instructions must be written out in English & French
- Labels must use ISO 3758 symbols

The following information will appear on the care label as standard:

- Wash care
- Fiber Content
- Style number
- RN #66170
- CA #32054
- Current UK address see pg 12 and 23 Current UK address as listed in the Labelling Requirements section of [URBN Regulatory Guidelines](#), under Importer Identification.

Fibers and Fiber Content:

- Fiber content must be listed on all products by generic fiber name, in predominance by weight of fiber.

Example: 90% Cotton 10% Polyester

- A fiber trademark name may be used on a content label **as long as it appears next to the generic fiber name.**
 - *Example: 100% Lycra® Elastane*

- Rayon is not recognized in the EU or UK. Please use Viscose instead of Rayon on all care labels and when submitting fiber content for testing.
- The fiber content must match the bulk fabric or garment test report.
- Required translations: English, French, German, Italian, & Spanish. For a complete list of label requirements, please refer to the Labelling Requirements of [URBN Regulatory Guidelines](#).
- If a product is composed of two or more sections, with different fiber contents, the fiber content of each section should be shown separately.

Example: Body: 100% Cotton, Sleeve: 50% Polyester, 50% Cotton

- Only approved names for textile fibers may be used. Please see for translations and care <http://www.urbnvendor.com/us/where-can-i-find-translations-and-care-symbols/>
- Decorative trims do not need to be included in the fiber composition wording on the care label. This only applies to embellishment not integral to the garment.
- For questions regarding Fiber Content Labelling please contact the URBN Compliance Team (LReese@urbn.com)

Country of Origin

- Please refer to the Country of Origin section of the Labelling Requirement in the [URBN Regulatory Guidelines](#)

Polyurethane (PU) and Polyvinylchloride (PVC):

- Fiber Content Must be clearly labelled as 'faux' leather.
- Bonded cloths should be listed as: Face and Backing.
- A percentage must not be used when stating these materials and the chemical names must not be abbreviated to PU or PVC.

Example: Artificial Leather: Polyurethane. Backing: 100% polyester

Velvets, plush, pile and faux fur fabrics:

For all the above fabrics, where the fabric is comprised of a backing and raised surface, both the pile and backing should be listed on the care label.

Example: Pile: 100% Polyester, Backing: 100% viscose

If the composition of both parts is the same, a total fiber composition is accepted. For regulatory guidance on Faux Fur and Sherpa, please refer to [URBN Regulatory Guidelines](#), Fur Labelling section under Labelling.

DISCLAIMER: The following care labels and disclaimer labels on the following pages are subject to change, so please note that the images are not for content, they are just for general layout. For EU or UK Ownbrand label layouts, please refer to the [EU and UK Fabric and Apparel Testing Manual](#) on the URBN Vendor Website.

Global Care Labels/ Codes


Anthropologie	
Suppliers= Labeltex and Checkpoint	
Global Care Label	URBN-GC1A-IVORY
Global Care Label	URBN-GC1A-BLACK
Global Care Label	URBN-GC1A-WHITE
Global Intimates Care Label	URBN-GC2A-IVORY
Global Intimates Care Label	URBN-GC2A-BLACK
Global Intimates Care Label	URBN-GC2A-WHITE
Global Disclaimer Label- Crocking	URBN-DSC1A-IVORY
Global Disclaimer Label- Color Fade/ Transfer	URBN-DSC2A-IVORY
Global Disclaimer Label- Crocking	URBN-DSC1A-BLACK
Global Disclaimer Label- Color Fade/ Transfer	URBN-DSC2A-BLACK
Global Disclaimer Label- Crocking	URBN-DSC1A-WHITE
Global Disclaimer Label- Color Fade/ Transfer	URBN-DSC2A-WHITE

Free People	
Suppliers= Labeltex and Checkpoint	
Global Care Label	URBN-GC1F-IVORY
Global Care Label	URBN-GC1F-BLACK
Global Care Label	URBN-GC1F-WHITE
Global Intimates Care Label	URBN-GC2F-IVORY
Global Intimates Care Label	URBN-GC2F-BLACK
Global Intimates Care Label	URBN-GC2F-WHITE
Global Disclaimer Label- Crocking	URBN-DSC1F-IVORY
Global Disclaimer Label- Color Fade/ Transfer	URBN-DSC2F-IVORY
Global Disclaimer Label- Crocking	URBN-DSC1F-BLACK
Global Disclaimer Label- Color Fade/ Transfer	URBN-DSC2F-BLACK
Global Disclaimer Label- Crocking	URBN-DSC1F-WHITE
Global Disclaimer Label- Color Fade/ Transfer	URBN-DSC2F-WHITE

Urban Outfitters	
Suppliers= Labeltex and Checkpoint	
Global Care Label	URBN-GC1U-IVORY
Global Care Label	URBN-GC1U-BLACK
Global Care Label	URBN-GC1U-WHITE
Global Intimates Care Label	URBN-GC2U-IVORY
Global Intimates Care Label	URBN-GC2U-BLACK
Global Intimates Care Label	URBN-GC2U-WHITE
Global Disclaimer Label- Crocking	URBN-DSC1U-IVORY
Global Disclaimer Label- Color Fade/ Transfer	URBN-DSC2U-IVORY
Global Disclaimer Label- Crocking	URBN-DSC1U-BLACK
Global Disclaimer Label- Color Fade/ Transfer	URBN-DSC2U-BLACK
Global Disclaimer Label- Crocking	URBN-DSC1U-WHITE
Global Disclaimer Label- Color Fade/ Transfer	URBN-DSC2U-WHITE


Global Care Label Images

URBN-GC1U/F/A - IVORY



Finished Dimensions | W 31.75mm x H 167.57mm

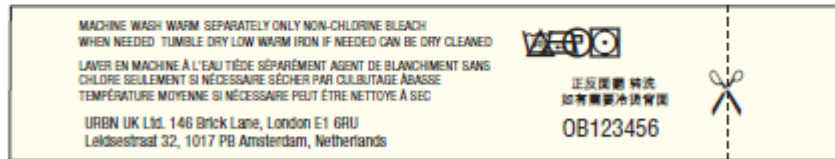
URBN-GC1U/F/A - BLACK



Finished Dimensions | W 31.75mm x H 167.57mm

Global Intimates Care Label Images

URBN-GC2U/F/A - IVORY

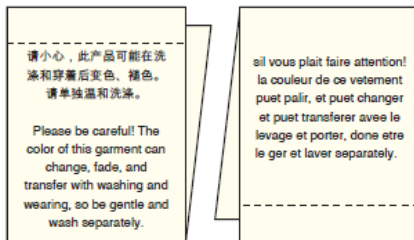


Finished Dimensions | W 76mm x H 14mm

Disclaimer Label Images

Color Fade/ Transfer

URBN-DSC2U/F/A - IVORY



Finished Dimensions | W 25mm x H 65mm

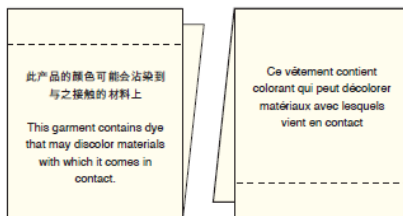
URBN-DSC2U/F/A - BLACK



Finished Dimensions | W 25mm x H 65mm

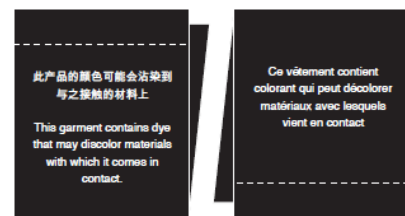
Crocking

URBN-DSC1U/F/A - IVORY



Finished Dimensions | W 25mm x H 65mm

URBN-DSC1U/F/A - BLACK



Finished Dimensions | W 25mm x H 65mm

Section 3

URBN Ownbrand Apparel Fabric Manual and Testing Requirements

<http://www.urbnvendor.com/us/us-ob-fabric-test-protocol/>

URBN Ownbrand Adult Apparel Testing

There are two types of apparel testing, they are fabric testing and garment testing. The testing discussed in this document pertains to adult apparel only. Protocols and requirements for both fabric and garment testing for the US are found in this document. For EU or UK fabric and garment testing requirements, please refer to the [EU and UK Fabric and Apparel Testing Manual](#) on the [URBN EU Vendor Website](#).

The required tests assess either Performance or Chemical criteria. The [URBN Fabric Testing Protocol](#) is designed to understand how the fabric will perform in garment form. The [URBN Garment Testing Protocol](#) is designed to certify that government and URBN product standards have been met prior to garment shipment. Only garment tests are required prior to shipping. Neither of these protocols are designed to test for restricted substances as identified on the Restricted Substances List (RSL) located in the [URBN Regulatory Guidelines](#). It is the vendor's responsibility to ensure that their products do not contain any chemical on that list, and perform the appropriate tests if there are any doubts.

All decisions around testing standards and policies are guided in partnership by URBN's Technical Design Department and URBN's Regulatory Compliance Department.

URBN Fabric Manual

Introduction:

The purpose of this manual is to give instructions to our fabric mills and garment vendors on the fabric requirements, mandatory testing requirements, and quality standards URBN expect for fabric to be considered A grade. It is essential that all parties read and fully understand this manual before supplying fabric to us.

URBN Ownbrand Apparel Fabric Test Protocols

<http://www.urbnvendor.com/us/us-ob-fabric-test-protocol/>

Fabric Data Sheet (FDS):

For any fabric that URBN is thinking to purchase it is mandatory that an FDS be completed. Based on our fabric requirements it is mandatory that fabric suppliers call out any potential issues that the fabric may have in not meeting our standards in the FDS. Please note that we consider the data on the FDS to be the bulk standard for all physical and dimensional properties of the fabric. Failure for the fabric to meet these in bulk will result in bulk fabric being rejected. Please see separate Excel (xlsx) file for FDS form.

1.0 Fabric Testing

Development Testing:

This is not mandatory, however if there is a previous test report available or you are able to send us any internal test data at the fabric development stage we welcome this.

In-House Testing:

Suppliers with in-house testing facilities are allowed to submit test reports for bulk approval for adult apparel only. Please note this must be with the consent of URBN Home Office prior to the bulk order being placed. In-house testing only applies to adult apparel, not children's apparel.

Fabric Requirements, Mandatory Testing, and Additional Colorways:

Please see separate files for fabric requirements and mandatory tests. Please submit fabric for testing under the relevant test package. Please note at any time we will conduct random testing

to make sure all fabric requirements are met. Failure to meet all requirements (even though they are not mandatory tests) will result in the fabric being rejected.

Please note for orders where construction is the same but there are additional colorways, yarn dye patterns, or prints we only require a full test on the first bulk lot of one of the color ways. The balance colors, prints or yarn dye patterns we only require testing if deemed necessary and this will be called out by the garment vendor.

All regulatory testing is maintained by the URBN regulatory compliance team. Information on regulatory testing including US CFR, CPSC, and Prop 65 that requires a regulatory form or certificate before shipping can be found on the URBN vendor website at:

<http://www.urbnvendor.com/us/what-testing-must-be-completed-before-i-ship/>

Order Size and Testing:

All bulk orders 2,000YDS or above require testing through and accredited 3rd Party lab. All bulk orders less than 2,000YDS below may use an accredited internal (in-house) test lab or internal lab. Fabric that is purchased from the open market is not required to be tested, unless URBN specifically requests. Please note that fabric performance of open market fabric will be assessed in garment test form. Bulk fabric garment test expense should be covered by the fabric mill.

Test Lab:

SGS is the nominated test lab for URBN. Please use SGS to obtain discounted testing for URBN vendors. Please select the appropriate test package and any additional tests as needed. Standard fabric test package includes testing for dimensional stability, colorfastness to laundering, pilling resistance, tensile/burst strength, weight, and fiber analysis. Additional testing is priced per each additional test.

2.0 Inspection and Fault rate:

We expect all mills to complete internal inspection reports on fabric as per our attached sheet. Whilst we do not need these submitted to URBN, for permission to be given to ship goods they must be available at all times if requested by URBN or our garment makers. They must be kept on file for 3 months after shipment at the mill.

Standard for the assessment of A-grade goods will be done on the 4 point system as defined in this manual.

Tolerances for Skewing:

Tolerances of skewing within bulk fabric are listed below:-

Normal fabric excluding prints and yarn dyed fabric – no greater than 3%

Printed and yarn dyed fabric – no greater than 2%

Light Source:

Please note we assess color as follows:-

Non Denim product – Primary light source D65, Secondary light source CWF

Denim product – Primary light source CWF, Secondary light source D65

Four Point System – Definition:

The four-point system provides a means to define defects within a fabric bulk delivery by designing demerits and penalty points according to the severity of defects found. All knitted and woven fabrics can be graded in this way; however, this is not applicable to leather.

Please see below for the scoring of defects in any direction of the fabric. Please note that no single yard of fabric can have more than 4 points. Any defects like holes, netting dropped stitches, laddering and tears from the selvedge are scored as 4 points regardless of size:-

Defect Size	Penalty Points Allocated
Less than 3 inches	1
3 inches to less than 6 inches	2
6 inches to less than 9 inches	3
Above 9 inches	4

Please note that it is our expectation that the mill and vendor manage inspection in a professional manner and that in some cases a percentage of bulk be inspected. If there are problems found in the randomly inspected size set, then we inspect a furthermore detailed inspection to take place.

Inspection report template form is available in manual.

Secondary Quality Definition:

A bulk shipment will be failed for quality based on the 4-point system due to any of the below: -

1. Penalty points per shipment and roll exceed the requirements per fabric type.
2. The percentage of failure within the shipment is over 10%
3. The bow and skew are greater than the tolerances allowed.

Point Allowances per Fabric Type:

URBN Inc. Point Allowance by Fabric Type			
Woven Fabric			
GROUP	FABRIC DESCRIPTION		Point Allowance
	Fiber Content (Chief value)	Yarn Type	
1	Polyester Nylon Acetate Rayon Wool Silk	Filament Filament Filament Filament Worsted Filament	18 points /100 sq. yds
2	Cotton Rayon Wool	Spun Spun Spun	24 points per 100 sq. yds
3	Linen Ramie	Spun Spun	30 points per 100 sq. yds
4	Silk	Spun	35 points per 100 sq. yds

URBN Inc. Point Allowance by Fabric Type			
Knit Fabric			
GROUP	FABRIC DESCRIPTION		Point Allowance
	Fiber Content (chief value)	Yarn Type	
1	Polyester Nylon Acetate Rayon Wool Silk	Filament Filament Filament Filament Worsted Filament	20 points /100 sq. yds
2	Rayon (& Blends) Wool	Spun Spun	25 points /100 sq. yds
3	Cotton (combed)	Spun	30 points /100 sq. yds
4	Cotton (carded)	Spun	40 points /100 sq. yds
5	Linen	Spun	40 points /100 sq. yds
	Silk	Spun	
	Ramie	Spun	

3.0 The Fabric Approval Process – URBN:

Fabric Development Stage:

1. URBN supplier studies and reads the Urban Fabric Manual and Fabric Testing Requirements.
2. Adopted fabrics /developments get sent to URBN fabric team.
3. Suppliers need to call out limitations on fabric on the FDS.
4. Fabric mills / garment vendors proceeds in-house testing if available and provide their test report for review.
5. Mills are required at the request of URBN to send a **standard for bulk** prior to bulk order. It is mandatory that this standard be on the URBN hanger (see page 20) and that the FDS is also attached to the back of the hanger. This should be established as the standard for construction, finish, weight, hand feel and appearance. Where possible the yardage used should come from sampling or a trial, that has already been used to make a garment.

Order Placement:

1. URBN will book fabric in accordance with the FDS, price and lead time. Bulk Fabric standard to be advised. It is the mills responsibility to make sure they are clear on standards, and that fabric can meet our testing requirements.
2. At time of PO placement, mill to send **standard for bulk** hanger to the vendor /agent. This should duplicate the hanger sent to URBN.
3. Delivery to be determined as well as inspection (if requested), between mill and vendor.
4. X-Bulk yardage and internal bulk test report ETA's to be established, between mill and vendor.

Bulk Fabric X-mill:

1. 7 days prior to fabric shipment **Bulk Approval hanger** must be sent to URBN (fabric team) and also vendor /agent at the same time. Please note we require a hanger per col way. (Hanger is on a page in this manual). URBN will keep as a reference vendor/agent will provide bulk fabric shipping approval. URBN will only provide bulk fabric approval when exceptions arise.
2. As soon as available, mill must ship all dye lots and shade band to vendor whether this is requested or not.
3. No fabric to ship until garment vendor, or agent gives approval.
4. X-bulk and test report (either internal or 3rd Party) to be shipped /sent as agreed by the vendor. Mill assumes the risk for any bulk fabric that is shipped without a complete bulk fabric test.

5. Fabric test report and internal inspection report is due on the **X-mill** date of the agreed PO. Failure to do this resulting in a delay to approval will be at the fault of the mill. URBN reserves the right to ask for this at any time. If this is not available and there is a delay to shipment the mill is to be liable.

6. URBN may proceed random inspection when needed.

4.0 The Self Approval Fabric Process – URBN:

This is strictly only for mills that have been given the permission by URBN to ship bulk based on their own internal approval. This is only applicable to piece dyed fabric, unless you are otherwise authorized.

Under these conditions the mill is fully responsible for the quality of bulk yardage shipped and as such is recommended to take necessary precautions in the self-approval process to ensure fabric shipped is of A-grade quality as defined by this manual.

Fabric Development Stage:

1. URBN supplier studies and reads the Urban Fabric Manual and Fabric Testing Requirements.
2. Adopted fabrics /developments get sent to URBN fabric team.
3. Suppliers need to call out limitations on fabric on the FDS.
4. Fabric mills / garment vendors proceeds in-house testing if available and provide their test report for review.
5. Mills are required at the request of URBN to send a **standard for bulk** prior to bulk order. It is mandatory that this standard be on the URBN hanger (see page 20) and that the FDS is also attached to the back of the hanger. This should be established as the standard for construction, finish, weight, hand feel and appearance. Where possible the yardage used should come from sampling or a trial, that has already been used to make a garment.

Order Placement:

1. URBN will book fabric in accordance with the FDS, price and lead time. Bulk Fabric standard to be advised. It is the mills responsibility to make sure they are clear on standards, and that fabric can meet our testing requirements.
2. At time of PO placement, mill to send **standard for bulk** hanger to the vendor /agent. This should duplicate the hanger sent to URBN.
2. Delivery to be determined as well as inspection (if requested), between mill and vendor.
3. X-Bulk yardage and internal bulk test report ETA's to be established, between mill and vendor.

Bulk Fabric X-mill:

1. 7 days prior to shipment **Bulk Approval hanger** must be sent to URBN (fabric team) and also vendor /agent at the same time. Please note we require a hanger per col way. (Hanger is on page 20).
2. As soon as available, mill must ship all dye lots and shade band to vendor whether this is requested or not.
3. Mill does not have to wait for approval to ship but needs to notify vendor of shipment date, and date for test report. Vendor needs to agree to shipment date and date of test report.
4. All bulk must be shipped with an internal fabric inspection report, as well as dye lot cuttings per color. Bulk test report can be sent at a later date and can be either from SGS or internal if approved by URBN. *(If you want to use your internal test facility please contact URBN for approval)*
5. Any fabric shipped deemed by the vendor or URBN to be non-commercial by way of fault rate, physical or dimensional properties or color will result in fabric being classed as C-grade and as such immediately rejected.

5.0 Digital Color Process – Selected Mills Only:

This is for mills who have been selected to work on digital color submission and approval only.

The Lab Dip Process:

URBN col team to send CSI color standard to mill via E-mail.

Mill to order color standard from CSI and advise lab dip ETA.

Mill can proceed lab dip with CSI spectral data (no need to wait for standard)

Lab dip to be measured electronically and visually in accordance with URBN requirements.

If lab dip is within standard – lab dip is approved for Bulk (hard copy of dip must be sent to vendor)

If the lab dip is within range – lab dip must be sent to URBN /vendor for visual approval

If the lab dip is out of range and standards – lab dip is rejected and must be re-dipped.

Bulk Approval of Color:

Lab dip spectral data compared to Bulk lots.

If the bulk lots within standard – bulk is approved and can ship

If the bulk is within range – bulk and bulk lots must be sent to URBN /vendor for visual approval.

If the bulk is out of range and standard – bulk is rejected

Notes:

If the lab dip /bulk is out of range and standard but the mill still thinks the color match is commercial visually they can send URBN the standard for final assessment.

CSI color standards to be ordered at the mills account.

Until notified by URBN all lab dips /bulk must be sent to URBN for filing and observation. This “trial” period will be in place until mill and URBN have a good understanding of the new process.

Please see color tolerance and measurement guidelines included in manual

Guidelines of Electronic Lab Dip Submission:

- Where physical lab dye submissions are required, they must be submitted as per URBN format (please see page 15), to the color team specified.
- All details should be completed, including full details of the color standard matched, including the CSI code and Urban color name.
- Lab dye submissions should be folded to a minimum of 2 thicknesses to 3'' x 3''.
- Light weight fabrics, i.e. georgette, voile etc. should be folded to 4 thicknesses to the same dimensions.
- Fabric should be attached on the right side of the lab form, face up.
- All pile fabrics should be mounted pile up.
- All submissions must be accompanied by either a CMC 2:1 color difference printout or CIE Whiteness measurement. Color reading must be taken at correct condition using a conditioning cabinet for at least 30 minutes.
- Spectral Data print out should be attached to the card.

Color Tolerances for Spectral Data:

Standard for DE – DH – DC – DL: **0.8**


Range for DE – DH – DC – DL: **1.8**

BLACK : Must be assessed under lightbox, even if it passes.

WHITE : CIE Whiteness value should be between 145 to 160. Tint value should be -1/+1

URBN – STANDARD FOR BULK /BULK SUBMISSION HANGER (For Reference Only)


5000 SOUTH BROAD STREET | Philadelphia | PA 19112 | 215.454.5500




FABRIC STANDARD

STANDARD FOR BULK – (SMS /SAMPLING /TRIAL) *please indicate
 URBAN WOMENS
 ANTHROPOLOGIE
 FREE PEOPLE

BULK FABRIC
 URBAN MENS



TO:	DATE:	SEASON:	
APPROVED FOR:		URBAN FABRIC CODE:	
<input type="checkbox"/> QUALITY	<input type="checkbox"/> HANDFEEL	<input type="checkbox"/> LAYOUT	MILL ARTICLE NUMBER:
<input type="checkbox"/> COLOUR	<input type="checkbox"/> APPEARANCE	<input type="checkbox"/> WASH	MILL NAME:
APPROVED BY:		CONSTRUCTION:	
COMMENTS:		WEIGHT GSM:	WIDTH:
		FABRIC FINISH:	
		PRICE:	



* ATTACH FDS BEHIND FABRIC. FABRIC MUST BE A MINIMUM OF 18" IN WARP DIRECTION AND SHOW FULL REPEAT. FULL WIDTH OF FABRIC IS REQUIRED.
 * THE TECHNICAL FACE OF THE FABRIC MUST BE PRESENTED AT THE FRONT.



- *Mill to complete all information clearly – missing fields will result in return and bulk delays.
- *This is a hanger for both submission of bulk standard and also actual bulk fabric
- *FDS sheet must be attached to the back of this hanger for bulk standard submission ONLY



URBN – FABRIC INSPECTION TEMPLATE – MANDATORY FOR BULK

FABRIC NAME: _____	STYLE #: _____	INSPECTED QTY: _____	YDS _____	Shipment = _____	Total linear yard points x 3600
COLOR: _____	ORDER #: _____	REC QTY: _____	YDS _____	points _____	Total Inspected Yards x Curtable fabric width (inches)

DEFECT CODES	Roll #				Roll #				Roll #				Roll #				Roll #				Roll #				Roll #															
	1	2	3	4	1	2	3	4	1	2	3	4	1	2	3	4	1	2	3	4	1	2	3	4	1	2	3	4	1	2	3	4	1	2	3	4				
A - Broken End																																								
B - Broken Pick																																								
C - Barre																																								
D - Chafe Mark																																								
E - Crease Mark																																								
F - Color Bar																																								
G - Double Pick																																								
H - Double End																																								
I - Dye Streak																																								
J - Dye Mistake																																								
K - Foreign Yarn																																								
L - Hole																																								
M - Knot																																								
N - Oil Mark																																								
O - Pin Holes																																								
P - Printing Mistake																																								
Q - Reed Mark																																								
R - Registration																																								
S - Shine Mark																																								
T - Slub																																								
U - Stain																																								
V - Stop Mark																																								
W - Water Mark																																								
X - Weaving Defect																																								
Y - Splice																																								
Z -																																								

FABRIC DETAIL SHEET (FDS)				Urban Outfitters Inc.			
DEPT: RAW MATERIALS							
FOR URBAN INTERNAL USE ONLY							
Date:							
Fabric Group:							
Fabric Description:							
Brand:							
Season/Year:							
Commodity (Knit/Woven/Yarn):							
MILLS - PLEASE FILL OUT ALL AREAS BELOW							
MILL INFORMATION							
Mill Name:							
Agent Name (if applicable):							
Contact Name:							
Email:							
Telephone:							
FABRIC INFORMATION							
Mill Article #:							
Content:							
Construction/Weave:							
Fabric Weight and Unit of Measure: (oz, g/yd, g/m, gsm)							
Bulk Cuttable Width: (inch, cm)							
YARN DETAILS							
Fibre Type & Percentage		Count	Carded/Combed/Woolen/Worsted	Supplier Origin			
			Please Select				
			Please Select				
			Please Select				
Yarn Spinning Method:		Please Select	Other: (please specify)				
DYE/FINISHING DETAILS							
Dye Technique: Fiber <input type="checkbox"/> Top <input type="checkbox"/> Piece <input type="checkbox"/> Yarn <input type="checkbox"/>							
Name of dyehouse/finisher:							
Location of dyehouse/finisher:							
Class of dyes/inks used							
Dye Method:		Please Select					
Are you able to dye with dischargeable dye stuff?							
Special Finishing?							
FABRIC CUSTOMS DETAILS (information required for finished goods product to clear customs)							
Fabric Country of Origin:							
Fibre Country of Origin:							
Yarn Country of Origin:							
Finished Fabric Construction (Knit):		# of Courses/inch:	# of Wales/inch:				
Finished Fabric Construction (Woven):		# of Ends/inch:	# of Picks/inch:				
FABRIC CARE AND TESTING							
Mill Recommended Care Instructions:							
Mill Pilling Rating (1-5):							
Mill Shrinkage (%):		Width (%):	Length (%):				
Mill Stretch & Recovery (ASTM D2594 / D3107):		Stretch:	Growth:				
Mill Stability:		Slanting (%):	Bowing (%):	Torque (%):			
Mill Crocking (AATCC 8/116):		Wet:	Dry:				
Mill Bursting Strength (ASTM D3786):							
Flammability (C16 CFR 1610):							
Technical Limitations/Restrictions:							
Is there an in house accredited lab:		Yes <input type="checkbox"/>	No <input type="checkbox"/>	If Yes, by whom:			
FABRIC ORDER DETAILS							
Sample Order Lead time:							
Total NET Bulk Order Lead time (excluding testing, approval & transit)							
Total Lead time (Breakdown in Days):		YARN SPINNING	WEAVING/KNITTING	DYEING	FINISHING	TESTING	TRANSIT
		Please Select	Please Select	Please Select	Please Select	Please Select	Please Select
COST EX MILL (Order quantity Unit of Measure and Cost Unit of Measure must match)							
Currency (USD/EUR/CAD)							
Sample Fabric Price (FOB EX MILL):							
Bulk Tiered Pricing (FOB X-Mill):		500	1,000	3,000	6,000	10,000	50,000
Bulk Piece Dye Fabric:							
Bulk PFD:							
Bulk Yarn (fully fashioned)							
Surcharge Amount If Under Minimum:							
Prices quoted are valid for 3 months from receipt of FDS							
ORDER QUANTITY (Order quantity Unit of Measure and Cost Unit of Measure MUST match)							
Sample Minimum/colour/order							
Bulk Minimum/colour/order							
Bulk Print Minimum:							
Sample Yardage availability: (pls indicate color)							
Greige availability at time of FDS completion:							
FOR URBAN INTERNAL USE ONLY							
Test Report recommended care instructions:							
Testing Exceptions (if applicable)							
Notes:							

		<h1>Urban Outfitters Inc.</h1>					
<h2>Electronic Lab Dip Submission Form</h2>							
BRAND:		FABRIC CODE:					
MILL NAME:		MILL LAB DYE REF:					
STYLE NO:		CSI COL NAME:					
SEASON:		URBN COL NAME:					
Submission Date:							
Round:							
STATUS:		Approved Date :			Rejected Date:		
Signature:							
ILLUMINANT:		DE (PASS /FAIL)		DE	DH	CH	DL
D65							
CWF							

		<h1>Urban Outfitters Inc.</h1>					
<h2>Electronic Lab Dip Submission Form</h2>							
BRAND:		FABRIC CODE:					
MILL NAME:		MILL LAB DYE REF:					
STYLE NO:		CSI COL NAME:					
SEASON:		URBN COL NAME:					
Submission Date:							
Round:							
STATUS:		Approved Date :			Rejected Date:		
Signature:							
ILLUMINANT:		DE (PASS /FAIL)		DE	DH	CH	DL
D65							
CWF							

Section 4

Garment Test Requirements and Assessment Criteria

Garment Test Requirements

URBN Ownbrand Apparel Garment Test Protocol

<http://www.urbnvendor.com/us/us-ob-apparel-garment-test-protocol>

Tested garments must be of Production Fabric and Trims

Order Size and Testing:

Full Garment Tests are required for all bulk orders 1000units or greater.

All bulk orders less than 1000 units may use an accredited (in-house) test lab or internal lab.

Color to Test

Only one colorway is required to be tested for each style. Generally, the darkest or least colorfast color is recommended. One garment test is valid for 6 months. One garment test can be used for multiple styles as long as trim, color and wash are the same.

Reduced Quantity: Testing requirements for 1000 units or less:

- Fiber Composition
- Appearance After Washing or Dry Cleaning
- Dimensional Stability to Washing
- Flammability (unless exempt per 16 CFR 1610)

Flammability: Please refer to Product Specific Requirements for Apparel in [URBN Regulatory Guidelines](#) for URBN's Flammability Requirements.

All apparel must comply with the flammability standards set forth in 16 CFR 1610.

- Certain fabrics are exempt from testing based on weight or fiber content (but are not exempt from the standard). Apparel made entirely from one or more of these fabrics is exempt:
 - Plain surface fabrics, regardless of fiber content, weighing 2.6 ounces per square yard or more

- All fabrics (both plain surface and raised-fiber surface) regardless of weight, made entirely from any of the following fiber or entirely from a combination of these fibers: Acrylic, Modacrylic, Nylon, Polyester, Wool, Olefin
- Exceptions to the flammability standard for garments:
 - Interlining fabrics
- When a fabric is exempt, submit a [General Certificate of Conformity](#) to CPSC@urbanout.com. A GCC must be submitted even if fabric is not exempt. The purpose of the GCC is to show that it meets the flammability requirements, which can include exempt fabrics.

Test Lab:

SGS is the nominated test lab for URBN. Please use SGS to obtain discounted testing for URBN vendors. Please select the appropriate test package and any additional tests as needed. Additional testing is priced per each additional test. Garment test package prices are available by request.

Below are the Assessment tables to be followed when conducting Garment Appearance Tests.

ASSESSMENT CRITERIA FOR APPEARANCE AFTER WASHING

	ASSESSMENT	PASS	FAIL
A	Colour change/ loss using grey scale assessment	3 - 4 or better (assess item and m-f strip)	Less than 3 – 4
B	Cross staining i.e. colour transfer onto component parts	4-5 or better	Less than 4-5
C	Fraying of fabric and trims.	Not frayed	Frayed
D	Detachment of fastenings and trims Buttons: pull test Zipper 3x open and close Snaps/ hooks: 3x	Not detached	Detached
E	Spirality/ twisting of seams. Calculate spirality.	Less than 5%	5% >
F	Seam Slippage / opening of seams. Measure seam opening.	4mm or less	More than 4mm
G	Pilling or fuzzing of surface fibers. Assess degree of pilling / fuzzing using BS EN ISO 12945-1 grades.	Woven – 4 or better Knitted – 3 or better	Woven less than 4 Knitted less than 3
H	Pile loss or flattening of pile. Assess using grey scales.	4 or better	Less than 4
I	Corrosion / damage to trims including chipping and scratching of coatings.	No corrosion or damage	Corrosion or damage
J	Delamination of fused components.	No delamination	Delamination
K	Free running and operation of zip fastener.	Slide free and operable end stops/ closures.	Poor function
L	Differential shrinkage, distortion, wrinkling and twisting of components and seams.	No changes	Changes observed
M	Unravelling / breaks in stitching.	No changes	Loose or damaged threads
N	Wadding moved within casing or fiber migration	No changes	Changes observed
O	Other observed changes	None observed	Changes observed

ASSESSMENT CRITERIA FOR EMBELLISHMENT

	ASSESSMENT	PASS	FAIL
A	Examine after laundering and note any significant changes in appearance.	No significant changes	Significant changes
B	Corrosion / damage to trims including chipping and scratching of coatings.	No corrosion or damage	Corrosion or damage
C	Puckering of fabric around the embellishment.	No puckering	Puckering
D	Beads or diamante: Are claws intact?	Claws intact	Claws not intact
E	Unravelling / breaks / snags in stitching	No changes	Changes observed
F	Cross staining i.e. colour transfer onto other embellishments or fabrics.	No cross staining	Cross staining
G	Loss of colour / finish of embellishment – report as slight, moderate or severe.	No loss of colour/ finish	Loss of colour/ finish
H	Other observed changes	None observed	Changes observed

Section 5

Regulatory Requirements

For more detailed requirements related to Regulatory Compliance (such as chemical compliance and proper labelling of wool, leather, fur, etc.) – please see [URBN Regulatory Guidelines](#).



URBN Fabric and Apparel Testing

Frequently Asked Questions

Testing & labelling

Do all colors need to be tested?

No, URBN does not require all colors to be tested. Vendor should test the color that has the most risk.

i.e - If your color assortment is white, black, indigo. You test indigo because it's most likely to crock. If you feel strongly that more than one color should be tested, please reach out to your production partner.

Do all tests need to be done on bulk fabric & garment?

No. Fiber content should be tested on bulk fabric & rest of the testing in garment form.

If there's more than 1 fabric in the garment, each fabric has to be tested for content.

The garment testing portion – the fabric that represents the majority of the garment, is the key component to test.

Can I submit a bulk fabric test in lieu of a bulk garment test prior to shipping?

No. All decisions made on testing and related approvals should be based on a garment test only.

For garment testing in general

We only require third-party lab garment testing if the bulk order is 1,000 or more units including all PO destinations.

For any style under 1K units, follow the reduced quantity testing located on page 30. These tests can be performed in-house if vendor has the ability.

Do reorders need to be tested?

Existing tests can be used for 6 months for the same colors and dye methods.

Do test reports apply to all size ranges (ie. missy, petite, plus)?

Yes.

Can one test report apply to multiple styles when the same fabric was used?

Yes, as long as the wash, dye and trim were the same for each style.

Do I have to submit test results prior to printing care labels?

No, however vendors are responsible to ensure care labels are accurate and supported by garment testing.

a) If labels or hangtags need to be remade due to inaccuracy of FDS (fiber content), then mills are responsible for the additional costs and will be charged back.

b) If labels or hangtags need to be remade due to inaccuracy of translation or information listed, then factories are responsible for the additional costs and will be charged back.

c) Tech Design will not change care labels after they have been printed if vendors have not followed suggested care in the tech pack.

Can vendors develop the global care label locally?

It is best for the vendor to order from our nominated suppliers - Labeltex and Checkpoint - they are experts at managing the care labels, translations, and we have worked with them to optimize price and delivery speed based on our requirements.

If developed locally, it's the vendor's responsibility to ensure that all information on the labels is accurate. Incorrect labels can lead to chargebacks.

How many pieces/yards are required for testing?

3 pieces per style, 1 yard of fabric. This is based on the tested care instruction and will vary based on each style and recommendation from the labs.

Appendix A:

Care Instructions and Symbols

Here are some of our commonly used care codes. Our nominated suppliers have the most recent and up to date copy of our care code library.

Commonly Used Care Instructions

Dry Clean

Care Code	English	French
DC S12 +	DO NOT DRY CLEAN	NE PAS NETTOYER À SEC
DC S13 +	MAY BE DRY CLEANED	PEUT ÊTRE NETTOYER À SEC
DC1 +	DRY CLEAN ONLY	NETTOYER À SEC SEULEMENT
DC-2	DRY CLEAN ONLY	NETTOYER À SEC SEULEMENT
DC25	DRY CLEAN/ LOW HEAT	NETTOYER À SEC À BASSE TEMPÉRATURE
DC4	FOR BEST RESULTS DRY CLEAN	NETTOYEZ À SEC POUR LES MEILLEURS RÉSULTATS
DC6 +	DRY CLEAN PETROLEUM SOLVENT ONLY	NETTOYER À SEC SEULEMENT SOLVANT DE PETROLE
DC for gowns	DRY CLEANERS WHO SPECIALIZE IN BRIDAL GOWNS	Nécessite nettoyage à sec par des spécialistes de robes de mariées

Hand Wash Cold

Care Code	English	French
HWC1	HAND WASH COLD SEPARATELY DO NOT WRING OR TWIST USE ONLY NON-CHLORINE BLEACH RESHAPE LAY FLAT TO DRY DO NOT IRON DO NOT DRY CLEAN	LAVER À LA MAIN À L'EAU FROIDE SÉPARÉMENT NE PAS TORDRE OU ESSORER UTILISER UN AGENT DE BLANCHIMENT SANS CHLORE SI NÉCESSAIRE METTRE EN FORME ET SECHER À PLAT NE PAS REPASSER NE PAS NETTOYER À SEC
HWC1A	HAND WASH COLD SEPARATELY DO NOT WRING OR TWIST USE ONLY NON-CHLORINE BLEACH RESHAPE LAY FLAT TO DRY DO NOT IRON MAY BE DRY CLEANED	LAVER À LA MAIN À L'EAU FROIDE SÉPARÉMENT NE PAS TORDRE OU ESSORER UTILISER UN AGENT DE BLANCHIMENT SANS CHLORE SI NÉCESSAIRE METTRE EN FORME ET SECHER À PLAT NE PAS REPASSER PEUT-ÊTRE ÊTRE NETTOYÉE À SEC
HWC2	HAND WASH COLD SEPARATELY DO NOT WRING OR TWIST USE ONLY NON-CHLORINE BLEACH RESHAPE LAY FLAT TO DRY LOW IRON AS NEEDED DO NOT DRY CLEAN	LAVER À LA MAIN À L'EAU FROIDE SÉPARÉMENT NE PAS TORDRE OU ESSORER UTILISER UN AGENT DE BLANCHIMENT SANS CHLORE SI NÉCESSAIRE METTRE EN FORME ET SECHER À PLAT REPASSER, AU BESOIN, À TRÈS BASSE TEMPÉRATURE NE PAS NETTOYER À SEC
HWC2A	HAND WASH COLD SEPARATELY DO NOT WRING OR TWIST USE ONLY NON-CHLORINE BLEACH RESHAPE LAY FLAT TO DRY LOW IRON AS NEEDED MAY BE DRY CLEANED	LAVER À LA MAIN À L'EAU FROIDE SÉPARÉMENT NE PAS TORDRE OU ESSORER UTILISER UN AGENT DE BLANCHIMENT SANS CHLORE SI NÉCESSAIRE METTRE EN FORME ET SECHER À PLAT REPASSER, AU BESOIN, À TRÈS BASSE TEMPÉRATURE PEUT-ÊTRE ÊTRE NETTOYÉE À SEC
HWC3	HAND WASH COLD SEPARATELY DO NOT WRING OR TWIST USE ONLY NON-CHLORINE BLEACH LINE DRY LOW IRON AS NEEDED DO NOT DRY CLEAN	LAVER À LA MAIN À L'EAU FROIDE SÉPARÉMENT NE PAS TORDRE OU ESSORER UTILISER UN AGENT DE BLANCHIMENT SANS CHLORE SI NÉCESSAIRE LIGNE SEC REPASSER, AU BESOIN, À TRÈS BASSE TEMPÉRATURE NE PAS NETTOYER À SEC
HWC3A	HAND WASH COLD SEPARATELY DO NOT WRING OR TWIST USE ONLY NON-CHLORINE BLEACH LINE DRY LOW IRON AS NEEDED MAY BE DRY CLEANED	LAVER À LA MAIN À L'EAU FROIDE SÉPARÉMENT NE PAS TORDRE OU ESSORER UTILISER UN AGENT DE BLANCHIMENT SANS CHLORE SI NÉCESSAIRE SUSPENDRE POUR SÉCHER REPASSER, AU BESOIN, À TRÈS BASSE TEMPÉRATURE PEUT-ÊTRE ÊTRE NETTOYÉE SEC
HWC4	HAND WASH COLD SEPARATELY MILD DETERGENT USE ONLY NON-CHLORINE BLEACH DO NOT TUMBLE DRY WHILE DAMP, TWIST & TIE INTO KNOT DO NOT IRON DO NOT DRY CLEAN	LAVER À LA MAIN À L'EAU FROIDE SÉPARÉMENT AVEC DÉTERGENT DUOX UTILISER UN AGENT DE BLANCHIMENT SANS CHLORE SI NÉCESSAIRE NE PAS SECHER PAR CULBUTAGE TORDEZ LE VÊTEMENT ET METTRE EN NOEUD AVANT DE PLACER DANS SAC INCLU POUR SECHER NE PAS REPASSER NE PAS NETTOYER À SEC
HWC4A	HAND WASH COLD SEPARATELY MILD DETERGENT USE ONLY NON-CHLORINE BLEACH DO NOT TUMBLE DRY WHILE DAMP, TWIST & TIE INTO KNOT DO NOT IRON MAY BE DRY CLEANED	LAVER À LA MAIN À L'EAU FROIDE SÉPARÉMENT AVEC DÉTERGENT DOUX UTILISER UN AGENT DE BLANCHIMENT SANS CHLORE SI NÉCESSAIRE NE PAS SECHER PAR CULBUTAGE TORDEZ LE VÊTEMENT ET METTRE EN NOEUD AVANT DE PLACER DANS SAC INCLU POUR SECHER NE PAS REPASSER PEUT-ÊTRE ÊTRE NETTOYÉE SEC

Hand Wash Cold (Cont'd)

Care Code	English	French
HWC5	HAND WASH COLD MILD DETERGENT DO NOT WRING OR TWIST USE ONLY NON-CHLORINE BLEACH RESHAPE LAY FLAT TO DRY LOW IRON AS NEEDED DO NOT DRY CLEAN	LAVER À LA MAIN À L'EAU FROIDE AVEC DÉTERGENT DOUX NE PAS TORDRE OU ESSORER UTILISER UN AGENT DE BLANCHIMENT SANS CHLORE SI NÉCESSAIRE METTRE EN FORME ET SECHER À PLAT REPASSER, AU BESOIN, À TRÈS BASSE TEMPÉRATURE NE PAS NETTOYER À SEC
HWC5A	HAND WASH COLD MILD DETERGENT DO NOT WRING OR TWIST USE ONLY NON-CHLORINE BLEACH RESHAPE LAY FLAT TO DRY LOW IRON AS NEEDED MAY BE DRY CLEANED	LAVER À LA MAIN À L'EAU FROIDE AVEC DÉTERGENT DOUX NE PAS TORDRE OU ESSORER UTILISER UN AGENT DE BLANCHIMENT SANS CHLORE SI NÉCESSAIRE METTRE EN FORME ET SECHER À PLAT REPASSER, AU BESOIN, À TRÈS BASSE TEMPÉRATURE PEUT-ÊTRE ÊTRE NETTOYÉE SEC
HWC6	HAND WASH COLD DO NOT WRING OR TWIST USE ONLY NON-CHLORINE BLEACH RESHAPE LAY FLAT TO DRY LOW IRON AS NEEDED DO NOT DRY CLEAN	LAVER À LA MAIN À L'EAU FROIDE NE PAS TORDE OU ESSORER UTILISER UN AGENT DE BLANCHIMENT SANS CHLORE SI NÉCESSAIRE METTRE EN FORME ET SECHER À PLAT REPASSER, AU BESOIN, À TRÈS BASSE TEMPÉRATURE NE PAS NETTOYER À SEC
HWC6a	HAND WASH COLD DO NOT WRING OR TWIST USE ONLY NON-CHLORINE BLEACH RESHAPE LAY FLAT TO DRY LOW IRON AS NEEDED MAY BE DRY CLEANED	LAVER À LA MAIN À L'EAU FROIDE NE PAS TORDE OU ESSORER UTILISER UN AGENT DE BLANCHIMENT SANS CHLORE SI NÉCESSAIRE METTRE EN FORME ET SECHER À PLAT REPASSER, AU BESOIN, À TRÈS BASSE TEMPÉRATURE OU NETTOYER À SEC

Hand Wash Warm

Care Code	English	French
HWW1	HAND WASH IN WARM WATER SEPARATELY DO NOT WRING OR TWIST USE ONLY NON-CHLORINE BLEACH RESHAPE LAY FLAT TO DRY DO NOT IRON DO NOT DRY CLEAN	LAVER À LA MAIN À L'EAU TIÈDE SÉPARÉMENT NE PAS TORDRE OU ESSORER UTILISER UN AGENT DE BLANCHIMENT SANS CHLORE SI NÉCESSAIRE METTRE EN FORME ET SECHER À PLAT NE PAS REPASSER NE PAS NETTOYER À SEC
HWW1 A	HAND WASH IN WARM WATER SEPARATELY DO NOT WRING OR TWIST USE ONLY NON-CHLORINE BLEACH RESHAPE LAY FLAT TO DRY DO NOT IRON MAY BE DRY CLEANED	LAVER À LA MAIN À L'EAU TIÈDE SÉPARÉMENT NE PAS TORDRE OU ESSORER UTILISER UN AGENT DE BLANCHIMENT SANS CHLORE SI NÉCESSAIRE METTRE EN FORME ET SECHER À PLAT NE PAS REPASSER PEUT-ÊTRE ÊTRE NETTOYÉE SEC
HWW2	HAND WASH IN WARM WATER SEPARATELY DO NOT WRING OR TWIST USE ONLY NON-CHLORINE BLEACH RESHAPE LAY FLAT TO DRY LOW IRON AS NEEDED DO NOT DRY CLEAN	LAVER À LA MAIN À L'EAU TIÈDE SÉPARÉMENT NE PAS TORDRE OU ESSORER UTILISER UN AGENT DE BLANCHIMENT SANS CHLORE SI NÉCESSAIRE METTRE EN FORME ET SECHER À PLAT REPASSER, AU BESOIN, À TRÉS BASSE TEMPÉRATURE NE PAS NETTOYER À SEC
HWW2A	HAND WASH IN WARM WATER SEPARATELY DO NOT WRING OR TWIST USE ONLY NON-CHLORINE BLEACH RESHAPE LAY FLAT TO DRY LOW IRON AS NEEDED MAY BE DRY CLEANED	LAVER À LA MAIN À L'EAU TIÈDE SÉPARÉMENT NE PAS TORDRE OU ESSORER UTILISER UN AGENT DE BLANCHIMENT SANS CHLORE SI NÉCESSAIRE METTRE EN FORME ET SECHER À PLAT REPASSER, AU BESOIN, À TRÉS BASSE TEMPÉRATURE PEUT-ÊTRE ÊTRE NETTOYÉE SEC
HWW3	HAND WASH IN WARM WATER SEPARATELY DO NOT WRING OR TWIST USE ONLY NON-CHLORINE BLEACH LINE DRY LOW IRON AS NEEDED DO NOT DRY CLEAN	LAVER À LA MAIN À L'EAU TIÈDE SÉPARÉMENT NE PAS TORDRE OU ESSORER UTILISER UN AGENT DE BLANCHIMENT SANS CHLORE SI NÉCESSAIRE SUSPENDRE POUR SECHER REPASSER, AU BESOIN, À TRÉS BASSE TEMPÉRATURE NE PAS NETTOYER À SEC
HWW3A	HAND WASH IN WARM WATER SEPARATELY DO NOT WRING OR TWIST USE ONLY NON-CHLORINE BLEACH LINE DRY LOW IRON AS NEEDED MAY BE DRY CLEANED	LAVER À LA MAIN À L'EAU TIÈDE SÉPARÉMENT NE PAS TORDRE OU ESSORER UTILISER UN AGENT DE BLANCHIMENT SANS CHLORE SI NÉCESSAIRE SUSPENDRE POUR SECHER REPASSER, AU BESOIN, À TRÉS BASSE TEMPÉRATURE PEUT-ÊTRE ÊTRE NETTOYÉE SEC

Machine Wash Cold

Care Code	English	French
MWC1	MACHINE WASH COLD WITH LIKE COLORS USE ONLY NON-CHLORINE BLEACH TUMBLE DRY LOW LOW IRON AS NEEDED DO NOT DRY CLEAN	LAVER À LA MACHINE À L'EAU FROIDE AVEC COULEURS SIMILAIRES UTILISER UN AGENT DE BLANCHIMENT SANS CHLORE SI NÉCESSAIRE SECHER PAR CULBUTAGE À BASSE TEMPERATURE REPASSER, AU BESOIN, À TRÉS BASSE TEMPÉRATURE NE PAS NETTOYER À SEC
MWC1A	MACHINE WASH COLD WITH LIKE COLORS USE ONLY NON-CHLORINE BLEACH TUMBLE DRY LOW LOW IRON AS NEEDED MAY BE DRY CLEANED	LAVER À LA MACHINE À L'EAU FROIDE AVEC COULEURS SIMILAIRES UTILISER UN AGENT DE BLANCHIMENT SANS CHLORE SI NÉCESSAIRE SECHER PAR CULBUTAGE À BASSE TEMPERATURE REPASSER, AU BESOIN, À TRÉS BASSE TEMPÉRATURE PEUT-ÊTRE ÊTRE NETTOYÉE SEC
MWC2	MACHINE WASH COLD WITH LIKE COLORS USE ONLY NON-CHLORINE BLEACH TUMBLE DRY LOW MEDIUM IRON AS NEEDED DO NOT DRY CLEAN	LAVER À LA MACHINE À L'EAU FROIDE AVEC COULEURS SIMILAIRES UTILISER UN AGENT DE BLANCHIMENT SANS CHLORE SI NÉCESSAIRE SECHER PAR CULBUTAGE À BASSE TEMPERATURE REPASSER, AU BESOIN, À TRÉS MOYENNE TEMPÉRATURE NE PAS NETTOYER À SEC
MWC2A	MACHINE WASH COLD WITH LIKE COLORS USE ONLY NON-CHLORINE BLEACH TUMBLE DRY LOW MEDIUM IRON AS NEEDED MAY BE DRY CLEANED	LAVER À LA MACHINE À L'EAU FROIDE AVEC COULEURS SIMILAIRES UTILISER UN AGENT DE BLANCHIMENT SANS CHLORE SI NÉCESSAIRE SECHER PAR CULBUTAGE À BASSE TEMPERATURE REPASSER, AU BESOIN, À TRÉS MOYENNE TEMPÉRATURE PEUT-ÊTRE ÊTRE NETTOYÉE SEC
MWC3	MACHINE WASH COLD WITH LIKE COLORS USE ONLY NON-CHLORINE BLEACH RESHAPE LAY FLAT TO DRY LOW IRON AS NEEDED DO NOT DRY CLEAN	LAVER À LA MACHINE À L'EAU FROIDE AVEC COULEURS SIMILAIRES UTILISER UN AGENT DE BLANCHIMENT SANS CHLORE SI NÉCESSAIRE METTRE EN FORME ET SECHER À PLAT REPASSER, AU BESOIN, À TRÉS BASSE TEMPÉRATURE NE PAS NETTOYER À SEC
MWC3A	MACHINE WASH COLD WITH LIKE COLORS USE ONLY NON-CHLORINE BLEACH RESHAPE LAY FLAT TO DRY LOW IRON AS NEEDED MAY BE DRY CLEANED	LAVER À LA MACHINE À L'EAU FROIDE AVEC COULEURS SIMILAIRES UTILISER UN AGENT DE BLANCHIMENT SANS CHLORE SI NÉCESSAIRE METTRE EN FORME ET SECHER À PLAT REPASSER, AU BESOIN, À TRÉS BASSE TEMPÉRATURE PEUT-ÊTRE ÊTRE NETTOYÉE SEC
MWC4	MACHINE WASH COLD WITH LIKE COLORS USE ONLY NON-CHLORINE BLEACH LINE DRY LOW IRON AS NEEDED DO NOT DRY CLEAN	LAVER À LA MACHINE À L'EAU FROIDE AVEC COULEURS SIMILAIRES UTILISER UN AGENT DE BLANCHIMENT SANS CHLORE SI NÉCESSAIRE SUSPENDRE POUR SECHER REPASSER, AU BESOIN, À TRÉS BASSE TEMPÉRATURE NE PAS NETTOYER À SEC
MWC4A	MACHINE WASH COLD WITH LIKE COLORS USE ONLY NON-CHLORINE BLEACH LINE DRY LOW IRON AS NEEDED MAY BE DRY CLEANED	LAVER À LA MACHINE À L'EAU FROIDE AVEC COULEURS SIMILAIRES UTILISER UN AGENT DE BLANCHIMENT SANS CHLORE SI NÉCESSAIRE SUSPENDRE POUR SECHER REPASSER, AU BESOIN, À TRÉS BASSE TEMPÉRATURE PEUT-ÊTRE ÊTRE NETTOYÉE SEC

Machine Wash Cold (Cont'd)

Care Code	English	French
MWC5	MACHINE WASH COLD WITH LIKE COLORS USE ONLY NON-CHLORINE BLEACH TUMBLE DRY LOW DO NOT IRON DECORATION DO NOT DRY CLEAN	LAVER À LA MACHINE À L'EAU FROIDE AVEC COULEURS SIMILAIRES UTILISER UN AGENT DE BLANCHIMENT SANS CHLORE SI NÉCESSAIRE SECHER PAR CULBUTAGE À BASSE TEMPÉRATURE NE PAS REPASSER LA DÉCORATION NE PAS NETTOYER À SEC
MWC5a	MACHINE WASH COLD WITH LIKE COLORS USE ONLY NON-CHLORINE BLEACH TUMBLE DRY LOW DO NOT IRON DECORATION MAY BE DRY CLEANED	LAVER À LA MACHINE À L'EAU FROIDE AVEC COULEURS SIMILAIRES UTILISER UN AGENT DE BLANCHIMENT SANS CHLORE SI NÉCESSAIRE SECHER PAR CULBUTAGE À BASSE TEMPÉRATURE NE PAS REPASSER LA DÉCORATION PEUT-ÊTRE ÊTRE NETTOYÉE SEC
MWC6	MACHINE WASH COLD SEPARATELY USE ONLY NON-CHLORINE BLEACH TUMBLE DRY LOW LOW IRON AS NEEDED DO NOT DRY CLEAN	LAVER À LA MACHINE À L'EAU FROIDE SÉPARÉMENT UTILISER UN AGENT DE BLANCHIMENT SANS CHLORE SI NÉCESSAIRE SECHER PAR CULBUTAGE À BASSE TEMPÉRATURE REPASSER, AU BESOIN, À TRÈS BASSE TEMPÉRATURE NE PAS NETTOYER À SEC
MWC6A	MACHINE WASH COLD SEPARATELY USE ONLY NON-CHLORINE BLEACH TUMBLE DRY LOW LOW IRON AS NEEDED MAY BE DRY CLEANED	LAVER À LA MACHINE À L'EAU FROIDE SÉPARÉMENT UTILISER UN AGENT DE BLANCHIMENT SANS CHLORE SI NÉCESSAIRE SECHER PAR CULBUTAGE À BASSE TEMPÉRATURE REPASSER, AU BESOIN, À TRÈS BASSE TEMPÉRATURE PEUT-ÊTRE ÊTRE NETTOYÉE SEC

Machine Wash Cold Gentle

Care Code	English	French
MWCD1	MACHINE WASH COLD GENTLE WITH LIKE COLORS USE ONLY NON-CHLORINE BLEACH TUMBLE DRY LOW LOW IRON AS NEEDED DO NOT DRY CLEAN	LAVER À LA MACHINE À L'EAU FROIDE AVEC COULEURS SIMILAIRES CYCLE DÉLICAT UTILISER UN AGENT DE BLANCHIMENT SANS CHLORE SI NÉCESSAIRE SECHER PAR CULBUTAGE À BASSE TEMPÉRATURE REPASSER, AU BESOIN, À TRÉS BASSE TEMPÉRATURE NE PAS NETTOYER À SEC
MWCD1A	MACHINE WASH COLD GENTLE WITH LIKE COLORS USE ONLY NON-CHLORINE BLEACH TUMBLE DRY LOW LOW IRON AS NEEDED MAY BE DRY CLEANED	LAVER À LA MACHINE À L'EAU FROIDE AVEC COULEURS SIMILAIRES CYCLE DÉLICAT UTILISER UN AGENT DE BLANCHIMENT SANS CHLORE SI NÉCESSAIRE SECHER PAR CULBUTAGE À BASSE TEMPÉRATURE REPASSER, AU BESOIN, À TRÉS BASSE TEMPÉRATURE PEUT-ÊTRE ÊTRE NETTOYÉE SEC
MWCD2	MACHINE WASH COLD GENTLE WITH LIKE COLORS USE ONLY NON-CHLORINE BLEACH TUMBLE DRY LOW MEDIUM IRON AS NEEDED DO NOT DRY CLEAN	LAVER À LA MACHINE À L'EAU FROIDE AVEC COULEURS SIMILAIRES CYCLE DÉLICAT UTILISER UN AGENT DE BLANCHIMENT SANS CHLORE SI NÉCESSAIRE SECHER PAR CULBUTAGE À BASSE TEMPÉRATURE REPASSER, AU BESOIN, À TRÉS MOYENNE TEMPÉRATURE NE PAS NETTOYER À SEC
MWCD2A	MACHINE WASH COLD GENTLE WITH LIKE COLORS USE ONLY NON-CHLORINE BLEACH TUMBLE DRY LOW MEDIUM IRON AS NEEDED MAY BE DRY CLEANED	LAVER À LA MACHINE À L'EAU FROIDE AVEC COULEURS SIMILAIRES CYCLE DÉLICAT UTILISER UN AGENT DE BLANCHIMENT SANS CHLORE SI NÉCESSAIRE SECHER PAR CULBUTAGE À BASSE TEMPÉRATURE REPASSER, AU BESOIN, À TRÉS MOYENNE TEMPÉRATURE PEUT-ÊTRE ÊTRE NETTOYÉE SEC
MWCD3	MACHINE WASH COLD GENTLE WITH LIKE COLORS USE ONLY NON-CHLORINE BLEACH RESHAPE LAY FLAT TO DRY LOW IRON AS NEEDED DO NOT DRY CLEAN	LAVER À LA MACHINE À L'EAU FROIDE AVEC COULEURS SIMILAIRES CYCLE DÉLICAT UTILISER UN AGENT DE BLANCHIMENT SANS CHLORE SI NÉCESSAIRE METTRE EN FORME ET SECHER À PLAT REPASSER, AU BESOIN, À TRÉS BASSE TEMPÉRATURE NE PAS NETTOYER À SEC
MWCD3A	MACHINE WASH COLD GENTLE WITH LIKE COLORS USE ONLY NON-CHLORINE BLEACH RESHAPE LAY FLAT TO DRY LOW IRON AS NEEDED MAY BE DRY CLEANED	LAVER À LA MACHINE À L'EAU FROIDE AVEC COULEURS SIMILAIRES CYCLE DÉLICAT UTILISER UN AGENT DE BLANCHIMENT SANS CHLORE SI NÉCESSAIRE METTRE EN FORME ET SECHER À PLAT REPASSER, AU BESOIN, À TRÉS BASSE TEMPÉRATURE PEUT-ÊTRE ÊTRE NETTOYÉE SEC

Machine Wash Cold Gentle (Cont'd)

Care Code	English	French
MWCD4	MACHINE WASH COLD GENTLE WITH LIKE COLORS USE ONLY NON-CHLORINE BLEACH LINE DRY LOW IRON AS NEEDED DO NOT DRY CLEAN	LAVER À LA MACHINE À L'EAU FROIDE AVEC COULEURS SIMILAIRES CYCLE DÉLICAT UTILISER UN AGENT DE BLANCHIMENT SANS CHLORE SI NÉCESSAIRE SUSPENDRE POUR SECHER REPASSER, AU BESOIN, À TRÉS BASSE TEMPÉRATURE NE PAS NETTOYER À SEC
MWCD4A	MACHINE WASH COLD GENTLE WITH LIKE COLORS USE ONLY NON-CHLORINE BLEACH LINE DRY LOW IRON AS NEEDED MAY BE DRY CLEANED	LAVER À LA MACHINE À L'EAU FROIDE AVEC COULEURS SIMILAIRES CYCLE DÉLICAT UTILISER UN AGENT DE BLANCHIMENT SANS CHLORE SI NÉCESSAIRE SUSPENDRE POUR SECHER REPASSER, AU BESOIN, À TRÉS BASSE TEMPÉRATURE PEUT-ÊTRE ÊTRE NETTOYÉE SEC
MWCD5	MACHINE WASH COLD GENTLE SEPARATELY USE ONLY NON-CHLORINE BLEACH TUMBLE DRY LOW LOW IRON AS NEEDED DO NOT DRY CLEAN	LAVER SÉPARÉMENT À L'EAU FROIDE AU CYCLE DÉLICAT UTILISER UN AGENT DE BLANCHIMENT SANS CHLORE SI NÉCESSAIRE SECHER PAR CULBUTAGE À BASSE TEMPÉRATURE REPASSER, AU BESOIN, À TRÉS BASSE TEMPÉRATURE NE PAS NETTOYER À SEC
MWCD5A	MACHINE WASH COLD GENTLE SEPARATELY USE ONLY NON-CHLORINE BLEACH TUMBLE DRY LOW LOW IRON AS NEEDED MAY BE DRY CLEANED	LAVER SÉPARÉMENT À L'EAU FROIDE AU CYCLE DÉLICAT UTILISER UN AGENT DE BLANCHIMENT SANS CHLORE SI NÉCESSAIRE SECHER PAR CULBUTAGE À BASSE TEMPÉRATURE REPASSER, AU BESOIN, À TRÉS BASSE TEMPÉRATURE PEUT-ÊTRE ÊTRE NETTOYÉE SEC

Machine Wash Warm

Care Code	English	French
MWW1	MACHINE WASH WARM WITH LIKE COLORS USE ONLY NON-CHLORINE BLEACH TUMBLE DRY LOW LOW IRON AS NEEDED DO NOT DRY CLEAN	LAVER À LA MACHINE À L'EAU TIÈDE AVEC COULEURS SIMILAIRES UTILISER UN AGENT DE BLANCHIMENT SANS CHLORE SI NÉCESSAIRE SECHER PAR CULBUTAGE À BASSE TEMPERATURE REPASSER, AU BESOIN, À TRÈS BASSE TEMPÉRATURE NE PAS NETTOYER À SEC
MWW1A	MACHINE WASH WARM WITH LIKE COLORS USE ONLY NON-CHLORINE BLEACH TUMBLE DRY LOW LOW IRON AS NEEDED MAY BE DRY CLEANED	LAVER À LA MACHINE À L'EAU TIÈDE AVEC COULEURS SIMILAIRES UTILISER UN AGENT DE BLANCHIMENT SANS CHLORE SI NÉCESSAIRE SECHER PAR CULBUTAGE À BASSE TEMPERATURE REPASSER, AU BESOIN, À TRÈS BASSE TEMPÉRATURE PEUT-ÊTRE ÊTRE NETTOYÉE SEC
MWW2	MACHINE WASH WARM WITH LIKE COLORS USE ONLY NON-CHLORINE BLEACH RESHAPE LAY FLAT TO DRY LOW IRON AS NEEDED DO NOT DRY CLEAN	LAVER À LA MACHINE À L'EAU TIÈDE AVEC COULEURS SIMILAIRES UTILISER UN AGENT DE BLANCHIMENT SANS CHLORE SI NÉCESSAIRE METTRE EN FORME ET SECHER À PLAT REPASSER, AU BESOIN, À TRÈS BASSE TEMPÉRATURE NE PAS NETTOYER À SEC
MWW2A	MACHINE WASH WARM WITH LIKE COLORS USE ONLY NON-CHLORINE BLEACH RESHAPE LAY FLAT TO DRY LOW IRON AS NEEDED MAY BE DRY CLEANED	LAVER À LA MACHINE À L'EAU TIÈDE AVEC COULEURS SIMILAIRES UTILISER UN AGENT DE BLANCHIMENT SANS CHLORE SI NÉCESSAIRE METTRE EN FORME ET SECHER À PLAT REPASSER, AU BESOIN, À TRÈS BASSE TEMPÉRATURE PEUT-ÊTRE ÊTRE NETTOYÉE SEC
MWW2A	MACHINE WASH WARM WITH LIKE COLORS USE ONLY NON-CHLORINE BLEACH RESHAPE LAY FLAT TO DRY LOW IRON AS NEEDED MAY BE DRY CLEANED	LAVER À LA MACHINE À L'EAU TIÈDE AVEC COULEURS SIMILAIRES UTILISER UN AGENT DE BLANCHIMENT SANS CHLORE SI NÉCESSAIRE METTRE EN FORME ET SECHER À PLAT REPASSER, AU BESOIN, À TRÈS BASSE TEMPÉRATURE PEUT-ÊTRE ÊTRE NETTOYÉE SEC
MWW3	MACHINE WASH WARM WITH LIKE COLORS USE ONLY NON CHLORINE BLEACH LINE DRY LOW IRON AS NEEDED DO NOT DRY CLEAN	LAVER À LA MACHINE À L'EAU TIÈDE AVEC COULEURS SIMILAIRES UTILISER UN AGENT DE BLANCHIMENT SANS CHLORE SI NÉCESSAIRE SUSPENDRE POUR SECHER REPASSER, AU BESOIN, À TRÈS BASSE TEMPÉRATURE NE PAS NETTOYER À SEC

Machine Wash Warm (Cont'd)

Care Code	English	French
MWW3A	MACHINE WASH WARM WITH LIKE COLORS USE ONLY NON CHLORINE BLEACH LINE DRY LOW IRON AS NEEDED MAY BE DRY CLEANED	LAVER À LA MACHINE À L'EAU TIÈDE AVEC COULEURS SIMILAIRES UTILISER UN AGENT DE BLANCHIMENT SANS CHLORE SI NÉCESSAIRE SUSPENDRE POUR SECHER REPASSER, AU BESOIN, À TRÈS BASSE TEMPÉRATURE PEUT-ÊTRE ÊTRE NETTOYÉE SEC

Special Care Instructions

Care Code	English	French
FP - MWC NO SOFTENER	MACHINE WASH COLD WITH LIKE COLORS AND FABRICS DO NOT BLEACH DO NOT USE SOFTENER TUMBLE DRY LOW REMOVE PROMPTLY DO NOT DRY CLEAN DO NOT IRON	LAVER À LA MACHINE À L'EAU FROIDE AVEC COULEURS SIMILAIRES NE PAS BLANCHIR NE PAS ADOUCISSANT SECHER PAR CULBUTAGE À BASSE TEMPÉRATURE NE PAS NETTOYER À SEC NE PAS REPASSER
IRON S15	Do not iron decoration	Ne pas repasser la décoration.
IRON S16	COOL IRON ON REVERSE SIDE AS NEEDED	REPASSER AU FER FRAISE SUR L'ENVERS SI NECESSAIRE
MWC3 separately	MACHINE WASH COLD SEPARATELY USE ONLY NON-CHLORINE BLEACH RESHAPE LAY FLAT TO DRY LOW IRON AS NEEDED DO NOT DRY CLEAN	LAVER À LA MACHINE À L'EAU FROIDE SÉPARÉMENT UTILISER UN AGENT DE BLANCHIMENT SANS CHLORE SI NÉCESSAIRE METTRE EN FORME ET SECHER À PLAT REPASSER, AU BESOIN, À TRÈS BASSE TEMPÉRATURE NE PAS NETTOYER À SEC
MWCD3 separately	MACHINE WASH COLD GENTLE SEPARATELY USE ONLY NON-CHLORINE BLEACH RESHAPE LAY FLAT TO DRY LOW IRON AS NEEDED DO NOT DRY CLEAN	LAVER À LA MACHINE À L'EAU FROIDE AVEC SÉPARÉMENT CYCLE DÉLICAT UTILISER UN AGENT DE BLANCHIMENT SANS CHLORE SI NÉCESSAIRE METTRE EN FORME ET SECHER À PLAT REPASSER, AU BESOIN, À TRÈS BASSE TEMPÉRATURE NE PAS NETTOYER À SEC
WASH S20	SPOT CLEAN ONLY	NETTOYAGE DES TACHES SI NECESSAIRES
WASH S23 Leather	Professional leather care	Cuir nettoyage professionnel seulement
WASH S11	TURN INSIDE OUT	METTRE A L'ENVERS
WASH S17	PLACE GARMENT IN MESH LINGERIE BAG TO WASH	METTRE DANS UN SAC DE LINGERIE POUR LE LAVAGE
WASH S19	DO NOT BLEACH	NE PAS BLANCHIR

Fiber Content Translations

ENGLISH	FRENCH	GERMAN	ITALIAN	SPANISH
Acetate	Acétate	Acetat	Acetato	Acetato
Acrylic	Acrylique	Acryl	Acrilico	Acrílico
Alpaca	Alpaga	Alpaka	Alpaca	Alpaca
Angora	Angora	Angora	Angora	Angora
Cashmere	Cachemire	Kaschmir	Cachemire	Cachemira
Cotton	Coton	Baumwolle	Cotone	Algodón
Elastane	Élasthane	Elastan	Elastan	Elastano
Elastic	Élastique	Elastisch	Elastico	Elástico
Flax	Lin	Flachs	Lino	Lino
Hemp	Chanvre	Hanf	Canapa	Cáñamo
Lambswool	Laine d'agneau	Lammwolle	Lana di agnelli	Lana de cordero
Leather	Cuir	Leder	Pelle	Cuero
Linen	Lin	Leinen	Lino	Lino
Lurex	Lurex	Lurex	Lurex	Lurex
Lycra®	Lycra®	Lycra®	Lycra®	Lycra®
Merino Wool	Laine mérinos	Merinowolle	Lana merinos	Lana merino
Metallic	Métallique	Metallisch	Metallico	Metálico
Modacrylic	Modacrylique	Modacryl	Modacrilico	Modacrílico
Modal	Modal	Modal	Modal	Modal
Mohair	Mohair	Mohair	Mohair	Mohair
Nylon	Nylon	Nylon	Nylon	Nylon
Other Fibers	Autres fibres	Andere fasern	Altre fibre	Otras fibras
Polyamide	Polyamide	Polyamid	Poliammide	Poliamida
Polyester	Polyester	Polyester	Poliestere	Poliéster
Polyurethane	Polyuréthane	Polyurethan	Poliuretano	Poliuretano
PVC	Polychlorure de vinyle	Polyvinylchlorid	Polivinilcloruro	Policloruro de vinilo
Silk	Soie	Seide	Seta	Seda
Tencel	Tencel	Tencel	Tencel	Tencel
Vinyl	Vinyl	Vinyl	Vinile	Vinilo
Viscose	Viscose	Viskose	Viscosa	Viscosa
Wool	Laine	Wolle	Lana	Lana